



OUR STORY

Stories help us to give meaning to the things around us. This is Ours.

COSMIC Kitchen is an investment in your home and life style. COSMIC gives peerless quality, beautiful craftsmanship and exquisite design to the space in which it sits, inviting you to explore your culinary horizons and socialization. Whilst adding value through joyous family time, it provides improved living spaces in your home.

IN THE BEGINNING

COSMIC was founded in 2003 on the basis of a belief that everyone is different and should be treated as such. We passionately advocate that "IN EVERYTHING WE DO". Cosmic – care about every single detail, ensuring your kitchen is unique with your ideas, needs and personality. Innovative from the start, we combine craftsmanship, state of the art equipment and the most sophisticated manufacturing process.

SIMPLICITY AND ELEGANT

Uniqueness of Cosmic, it is entirely Steel based, Specially designed to keep your kitchen neat, clean and easy to manage. It can be cleaned with soap water and completely termite-free. This Model is equipped with spacious storage containers which make life of the Indian homemakers easier and simpler.

COST EFFECTIVE

Cosmic Steel Kitchens are less expensive than traditional wooden, Modular kitchen & also labour effective as only the technical staff are required to assemble the whole unit of your choice. This unit can be shifted and re-assembled easily.

INFINITE COMBINATIONS !!!

Cosmic Steel Kitchens is a revolution in kitchen industry. It provides you unique ideas to design you kitchen as per your requirement. Cosmic cabinets can be perfectly matched according to your need and preferences. Cosmic has a dynamic and sophisticated composition be it THICKNESS, TACTILE feel on edges and also added work surface trend. It pleasant an Elegant balance between full & empty volumes.

A Modern Design with elegant details, COSMIC steel kitchen way of putting everything in order for the entire kitchen. The steel carbon drawers and shutters, merge with appliances make a total difference in the environment. The new ultra handles, highgloss & matt resin appliques with a host of attractive colors and patterns closely inspired by nature are bound to suitably match with the overall theme of a kitchen and will be perfect in adding extra charm to your kitchen.



**RESPECT &
RELIABILITY
ARE THE
CORNER STONES**

COSMIC Kitchens allowed the designer in you to opt for bold and adventurous storage and layout for your DREAM Kitchen. The option of deep, wide drawers and 60kg weight capacity as standard enable you to store your largest and more heavy cooking appliances, as well as provide convenient access to all your spaces. We offer a wide range of stunning doors & decors to choose from, allowing you to create a wonderful unique space that's tailored to match your **Style & Inspirations.**



EXCELLENCE PAR EXPERIENCE

TECHNICAL INFORMATION

- 22 Gauge steel door & 20 for the structure
- 4mm Toughened/Tempered Glass
- Hafele make - Soft close hinges
- To be fitted entirely on Insert and screws of 4mm threads
- Hinges will give us door adjustment for better placement
- 500mm Length Hafele make 35kg to 40kg load capacity
- Fitted on 4mm insert and screw fitting
- Shelf will be adjustable on special brackets - adjustment of more than
 approx 300mm in height
- 100mm height skirting

HIGHER DURABILITY



Paint Processes

Our steel Kitchen Cabinets are manufactured of special steel with electro-static painting on the surface. A anticorrosive process of eight steps to assure maximum protection; process used in automotive industry.

- PVD & Antique finish shutters in different shades

PEST FREE ENVIRONMENT

Unlike Wood, Steel does not harvest any type of insects. Providing a Healthier Home with no insects on the doors and cabinets. Thanks to eight Steps paint system, insects cannot find food particles in the steel and bacteria cannot settle on our surfaces as they are smooth and without pores.

MAINTENANCE



SUPERIOR HYGIENE & CLEANER KITCHEN

The surfaces of our Kitchen Cabinets have no porosity due to powder coating applied at 200~(degree) C. This results in a smooth surface which is very easily cleaned. Dirt and bacteria cannot accumulate on the surface.

- To clean your kitchen, never use abrasives or chemicals. This can damage all the work that has been done to make your kitchen beautiful.
- Clean it up is easy, use only a soft cloth warm water and soap. This way you can ensure that your kitchen stay beautiful for a longtime.

SUSTAINABILITY



ECO FRIENDLY FOR A MORE SUSTAINABLE WORLD

Our Ready to Assemble Kitchen Cabinets are made of Special Steel and hence it is not harmful to the environment. We offer a one year warranty against manufacturing defects. This warranty applies to normal daily use.

MAINTENANCE SUGESTIONS



To clean your kitchen, never use abrasives or chemicals, This can damage all the work that has been done to make your kitchen beautiful

Clean it up is easy, use only a soft cloth warm water and soap. This way you can ensure that your kitchen stay beautiful for a long time.



QUALITY STANDARD UNIQUENESS



We Offer Modern Kitchen And Classic Styles Made Of The Finest Materials And Finishes That Nevertheless, Do Not Lose Their Functionality

THE KITCHENS OF STEEL MOST BEAUTIFUL OF COSMIC





COOKING

IS ONE OF THE STRONGEST CEREMONIES FOR LIFE



COSMIC SPECIAL STEEL KITCHEN

- Fully knockdown system



BLUE ROYAL



MONARCH



ECO FRIENDLY ELEGANCE



YELLOW CITRINE



AQUA MARINE - BLUE TOPAZ



BLUE TROUQUOISE



MERMID



CORWIN



ROSE QUARTZ



DYNASTY



SALSA



SPEARA



TANGO



CLEOPATRA



MELVIN MAX



MASTRO



ULTRA



SPHINX



MISTIQUE



CLASSIC CHEFS



EDEN



JADE



WHITE WISH



WHITE PEARL



ULTRA MAGIC



ELITE



WHITE FALCON



BLACK FALCON



BIEGE FALCON



BG FALCON



RED FALCON



RED COREL



DB FALCON



DG FALCON



GRAY FALCON



GREEN FALCON



PLATO
































NEW WAVE



PURPLE FALCON



	ELECTRO PLATED		ANTIQU	PVD
 901	 906	 911	 A1	 D1
 902	 907	 912	 A2	 D2  D3
 903	 908	 913	 A3	 D4  D5  D6
 904	 909	 914	 A4	 D7  D8
 905	 910	 915	 A5	 D9

NOTE: SPECIAL COLOURS AS PER THE CUSTOMER CHOICE MINIMUM QTY 2000 SQFT

STANDARD CABINETS, SHUTTERS & DRAWERS SIZES

WALL UNITS (W X D X H)



200 x 300 x 600 / 700
300 x 300 x 600 / 700
400 x 300 x 600 / 700



600 x 300 x 600 / 700
800 x 300 x 600 / 700
1200 x 300 x 600 / 700



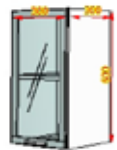
1,000 x 300 x 600 / 700
1,100 x 300 x 600 / 700



600 x 300 x 600 / 700
800 x 300 x 600 / 700
1200 x 300 x 600 / 700



1,100 x 300 x 600 / 700



300 x 300 x 600 / 700
400 x 300 x 600 / 700



200 x 550 x 700
300 x 550 x 700
400 x 550 x 700



600 x 550 x 700
800 x 550 x 700
400 x 550 x 700




400 x 550 x 2100
400 x 300 x 2100



400 x 550 x 700
600 x 550 x 700
800 x 550 x 1400

FLOOR UNITS (W X D X H)



Wall & Floor 45° Corner
850 X 850 X 700
600 x 300 x 600
600 x 300 x 700



Sharp Corner
1100 X 550 X 700
1000 x 550 x 700



1200 X 550 X 700
1200 X 300 X 700



400 x 550 x 700
600 x 550 x 700
800 x 550 x 700

Floor Cabinet

400 / 700
800 / 700

Drawer Sizes

100 / 175 / 350
350+ 350

Floor Cabinet

600 / 700

Drawer Sizes

300 + 200 + 200
300 + 300 + 100
200 + 200 + 200 + 100



1200 x 550 x 700



SINK UNITS

600 X 550 X 700
800 X 550 X 700
1200 X 550 X 700

CABINETES WILL BE IN WHITE COLOUR BLACK SKIRTING FRAME W X D X H = W X 520 X 100 WITH LEVELERS

Cosmic Special Steel Helps Guard Against Scratches And Finger Prints



Behold A Daring New Way To Design A Kitchen





COOL / REFLECTIVE TILES FOR ROOF



Proud to present an INTERESTING concept— INTERLOCKING FLOOR TILES and PAVERS, easier and simpler to install, safer and smoother to Tread on!!!!
Made with PE-HD (high density polyethylene) and PP (polypropylene). It is used on Modular design, interlocking one and another using a loop-to-pay locking system. These sturdy pavers with heavy motor vehicles and equipment.

The use of grid structure creates a floating feel floor ((an air gap between underlying concrete and top surfaces of the tile allows moisture to escape from the tiles below. The simple concept of interlocking tiles and pavers dismisses the use of any special equipment or chemicals and the process is done using our bare hands.

ELFORTE tiles add warmth, grace and charm when used in designing your special spaces— garage floor, basement or home gym floors or even your backyard basketball court or terrace. Pavers are used for your driveways and pathways.

The tiles and pavers are durable, e-commerce-friendly, non-slippery and easy to install, with proper care it can last for several decades. Elforte tiles makes no compromise on high usage areas as it includes non-slip, slip resistant finishes.

The choice of floor should balances your needs, with wear and tear and also your style, MAKE a beautiful ELFORTE floor- this investment will good bargain lasting for life.

EL COSMIC LLP

+91 98412 96013

+91 91763 44944

info@elcosmic.in | cosmic.prasanna@gmail.com

www.elcosmic.in

